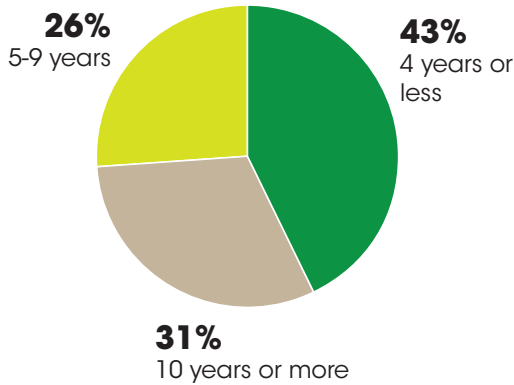




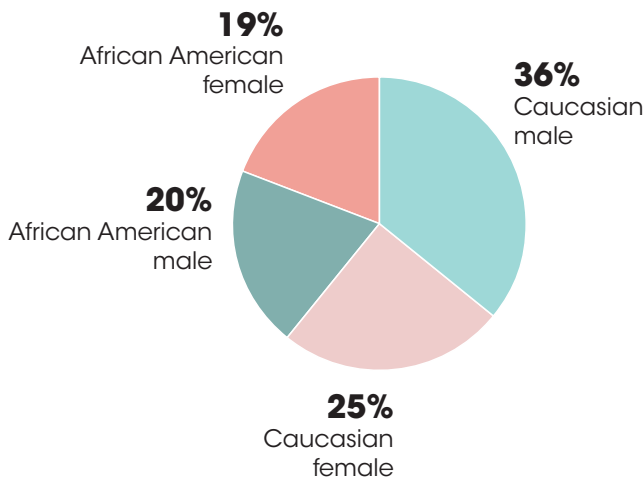
January 2018

Board member demographics



Years of board service

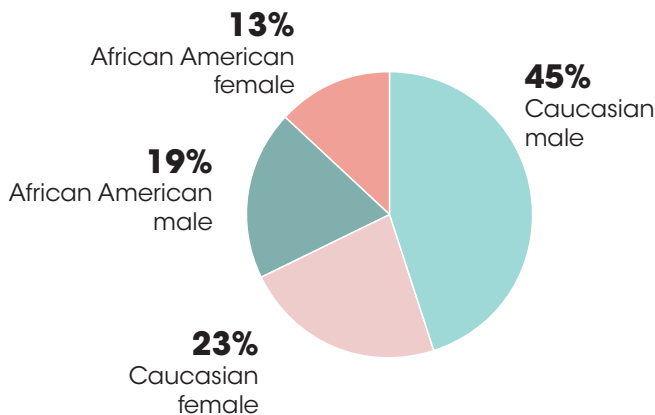
Currently, 43% served 4 years or less, 26% served 5-9 years and 31% served 10 years plus. A total of 599 men and women serve on school boards governing the 81 school districts.



Membership

Race and gender of board members

Percent	Race/Gender
36%	Caucasian male
25%	Caucasian female
20%	African American male
19%	African American female



Board chairs

Race and gender of board chairs

Number	Percent	Race/gender
33	45%	Caucasian male
17	23%	Caucasian female
14	19%	African American male
10	13%	African American female

NOTE: The data calculations on this page are representative of members for whom data was either provided or available.