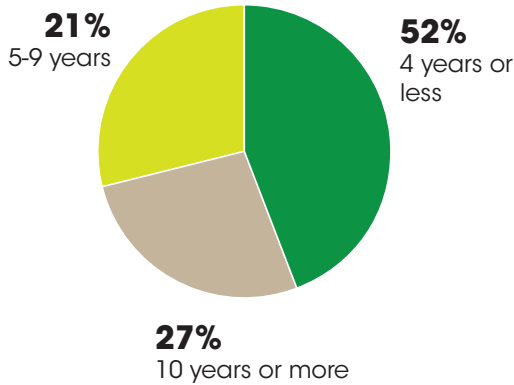




Board member demographics

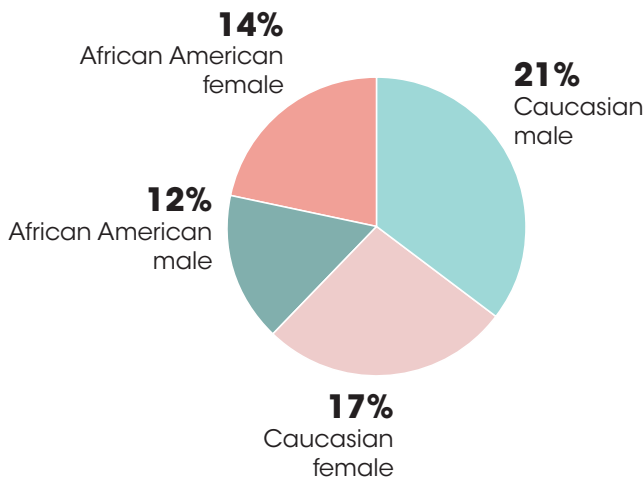
January 25, 2023



Years of service

Currently, 52% served 4 years or less, 21% served 5-9 years and 27% served 10 years plus. A total of 560 men and women serve on school boards governing the 73 school districts.

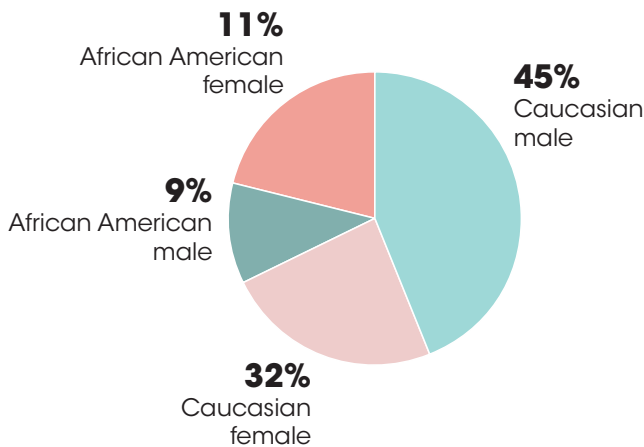
- 560 total
- 4 years or less: 292 / 52%
- 5-9 years: 116 / 21%
- 10 years or more: 153 / 27%



Membership

Race and gender of board members

- Caucasian Male: 119 / 21%
- Caucasian Female: 94 / 17%
- African American Male: 67 / 12%
- African American Female: 79 / 14%



Board chairs

Race and gender of board chairs

- Caucasian Male: 33 / 45%
- Caucasian Female: 23 / 32%
- African American Male: 7 / 9%
- African American Female: 8 / 11%

NOTE: The data calculations on this page are representative of members for whom data was either provided or available.