

D50's Process for Moving from a Traditional Calendar to a Year Round Calendar

Who We Are

- Largest of 3 school districts in Greenwood County
- 16 sites
 - 8 elementary schools
 - 3 middle schools
 - 2 high schools
 - 1 early childhood and Montessori school
 - 1 technology center
 - 1 alternative center
- 7 choice and magnet program opportunities
- Ranked 41st school district in the state by SchoolDigger.com (up from 53rd)



Who We Are

Employees

- Second largest employer in the county with over 1,500 employees
- 90.9% teacher retention rate

Students

- Over 8,600 students
- 2020-2021 school year
 - 200+ students enrolled in AP courses
 - 22.8:1 student to teacher ratio (district average)
 - 17:1 student to teacher ratio (elementary average)
- 2021 graduates
 - Over \$9 million received in scholarships
 - 82.6% graduation rate



Who We Are

Technology

- Over 15,000 technology devices deployed
- 1:1 student device programs
- Interactive flat panels for all classrooms

Athletics

- 4 Region Championship teams
- 9 State Qualifier teams



Who We Are

Poverty Index and Demographics

Year	Students in Poverty
2016	68.8%
2017	70.5%
2018	72.3%
2019	73.5%
2020	73.9%

Poverty Index (TANF, Medicaid, SNAP, Foster child, Homeless or Migrant)

African-American	43%
Caucasian	39%
Hispanic	14%
Other	3%
Asian	1%

How We Are Performing

SC READY Grades 3-8 ELA

ELA		Exceeds		Meets		Does Not Meet and Approaches	
Year	Number Tested	Number of Students	Percentage of Students	Number of Students	Percentage of Students	Number of Students	Percentage of Students
2016	3,969	409	10.3%	1,027	25.9%	2,533	63.8%
2017	4,068	435	10.7%	940	23.1%	2,691	66.2%
2018	4,107	527	12.8%	953	23.2%	2,627	64.0%
2019	4,137	568	13.7%	882	21.3%	2,687	65.0%
2021	4,026	589	14.7%	758	18.9%	2,671	66.4%

SC READY Grades 3-8 Math

Math		Exceeds		Meets		Does Not Meet and Approaches	
Year	Number Tested	Number of Students	Percentage of Students	Number of Students	Percentage of Students	Number of Students	Percentage of Students
2016	3,971	515	13.0%	857	21.6%	2,600	65.5%
2017	4,076	488	12.0%	770	18.9%	2,518	61.8%
2018	4,108	644	15.7%	796	19.4%	2,667	64.9%
2019	4,138	594	14.4%	868	21.0%	2,676	64.7%
2021	4,024	490	12.3%	712	18%	2,583	69.8%

EOCEP Scores

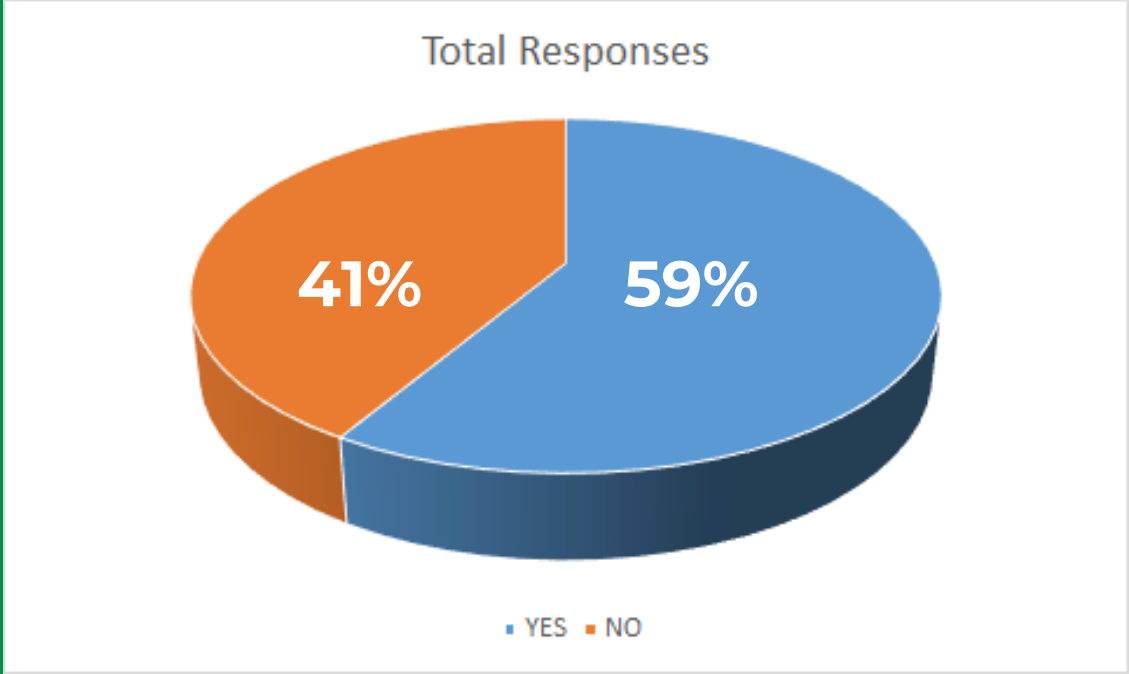
EOCEP Scores		Grade of "A and B"		Grade of "C"		Grade of "D"		Grade of "F"	
Grade	Number Tested	Number of Students	Percentage of Students	Number of Students	Percentage of Students	Number of Students	Percentage of Students	Number of Students	Percentage of Students
2016	2,711	714	26.3%	489	18.0%	485	17.9%	1,023	37.7%
2017	2,580	660	25.6%	472	18.3%	548	21.2%	899	34.8%
2018	2,485	595	23.9%	464	18.7%	512	20.6%	914	36.8%
2019	2,453	562	22.9%	395	16.1%	468	19.1%	1,028	41.9%
2021	2,048	526	28.5%	301	14.9%	411	18.5%	810	38.1%

Why Something New?



Making the Case

Community Input: Survey Information



Total Responses = 2,727




Community Input: Survey Information

Label	Yes	No	Grand Total
Parent	320	396	716
Student	470	427	897
Teacher	481	138	619
Support Staff	179	75	254
Community/Grad.	85	61	146
Retiree	14	10	24
Administrator	52	5	57
Other	9	5	14
Grand Total	1,610	1,117	2,727

Community Input: Survey Information

Label	Yes	No
Parent	44.69%	55.30%
Student	52.39%	47.60%
Teacher	77.70%	22.29%
Support Staff	70.47%	29.52%
Community/Grad.	58.21%	41.78%
Retiree	58.33%	41.66%
Administrator	91.22%	8.77%
Other	64.28%	35.71%
Grand Total	59.03%	40.97%

Community Forums



**SCHOOL CALENDAR
COMMUNITY MEETINGS**

October 22nd – 5:30 p.m.

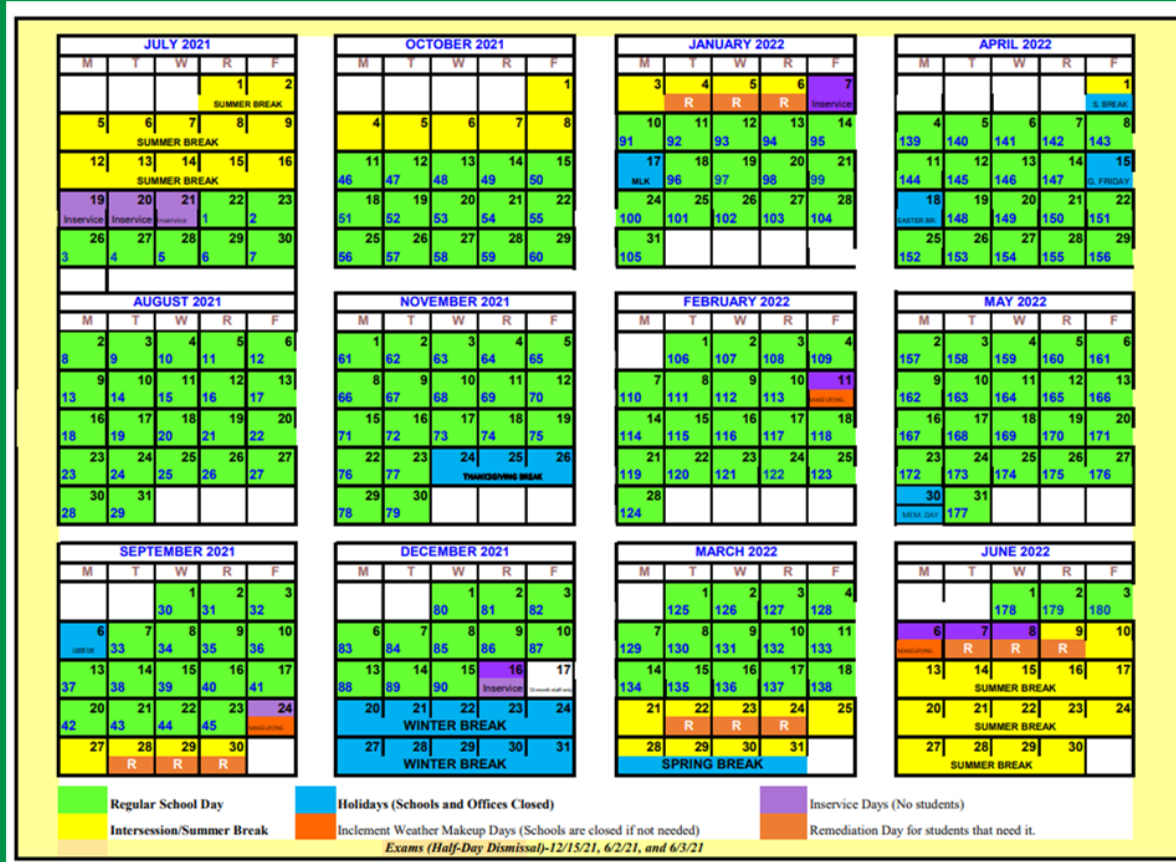
October 24th – 8:00 a.m.

Genesis Education Center

Superintendent Glenn will present possible changes to the 2020-2021 school calendar at community meetings on **October 22nd** and **October 24th**. Students, parents, staff, and community members are encouraged to attend these meetings. Both meetings will be held at the Genesis Education Center.

The Plan

New School Year Calendar for 2021-2022



Remediation Plan

Number of teachers interested in teaching during intersessions	Approximately 200 teachers
Individualized Standard/Unit Recovery/Remediation	All levels

Funding for Intersessions

- No additional funds will be needed
- Current state, federal, and local funds will be utilized
- Strategically moving these funds to cover a year long remediation

- ESSER Funds


Food Service

Meals will be available:

- Summer months
 - Feeding site at Genesis Education Center, local churches, and agencies.
- Intersessions
 - Meals available during intersession days.

Year One: 2021-2022

First Day of School: July 22, 2021



First and Second Intersession: Data

First Intersession

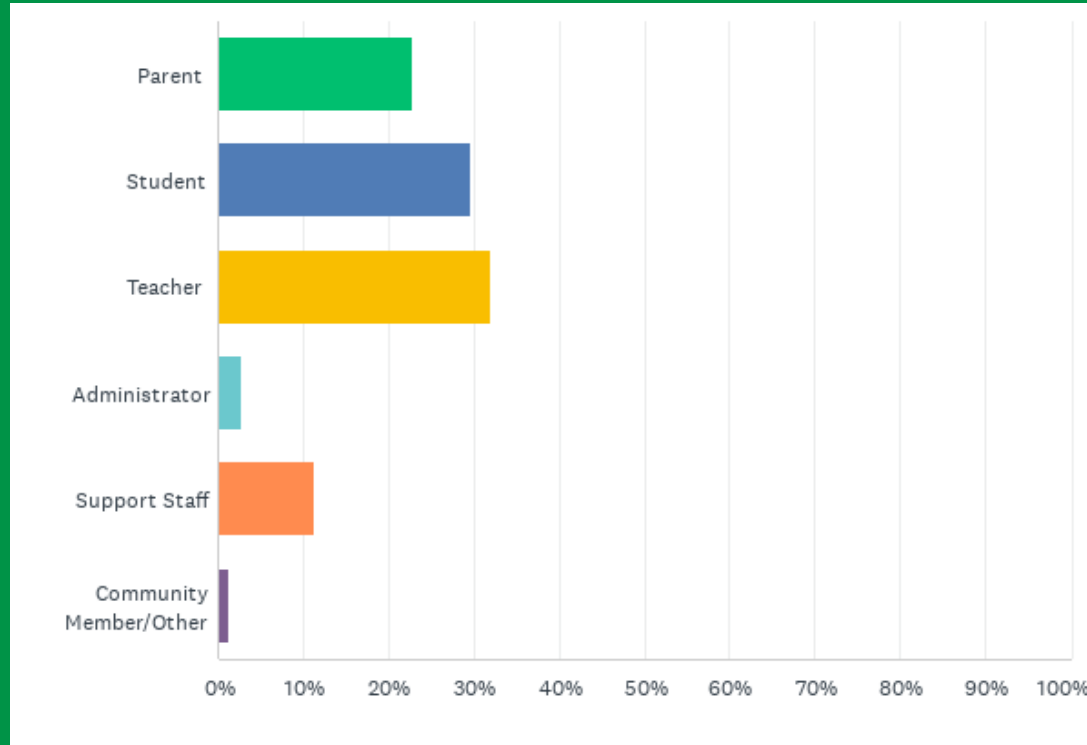
Number Invited	Number Confirmed	Number Attended 9/28 (Tuesday)	Number Attended 9/29 (Wednesday)	Number Attended 9/30 (Thursday)	Average
2,093	1,174	1,038	1,039	932	1,003 (11.66%)

Second Intersession

Number Invited	Number Confirmed	Number Attended 9/28 (Tuesday)	Number Attended 9/29 (Wednesday)	Number Attended 9/30 (Thursday)	Average
2,190	1,258	1,144	1,155	1,098	1,132 (13.19%)

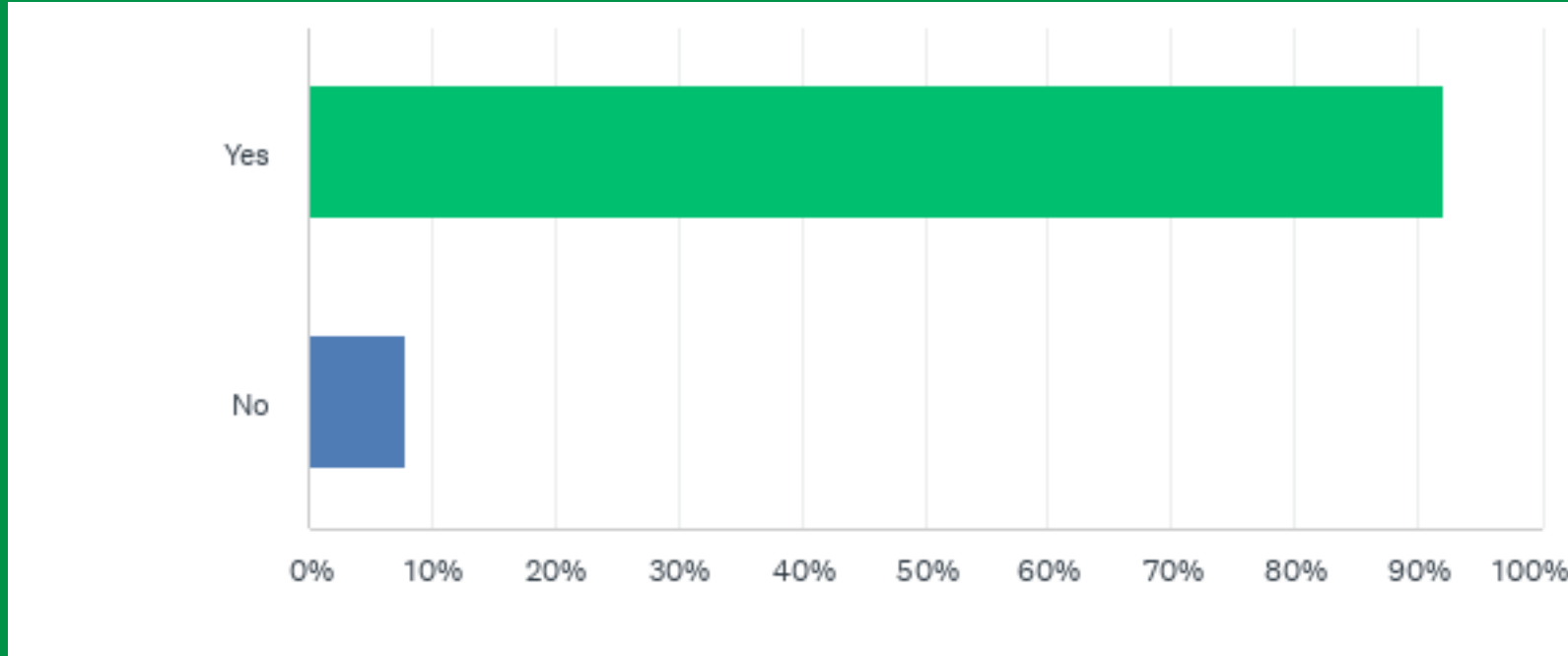
First Inter-session: Survey Results

- 1,226 Responses
- Overall very positive



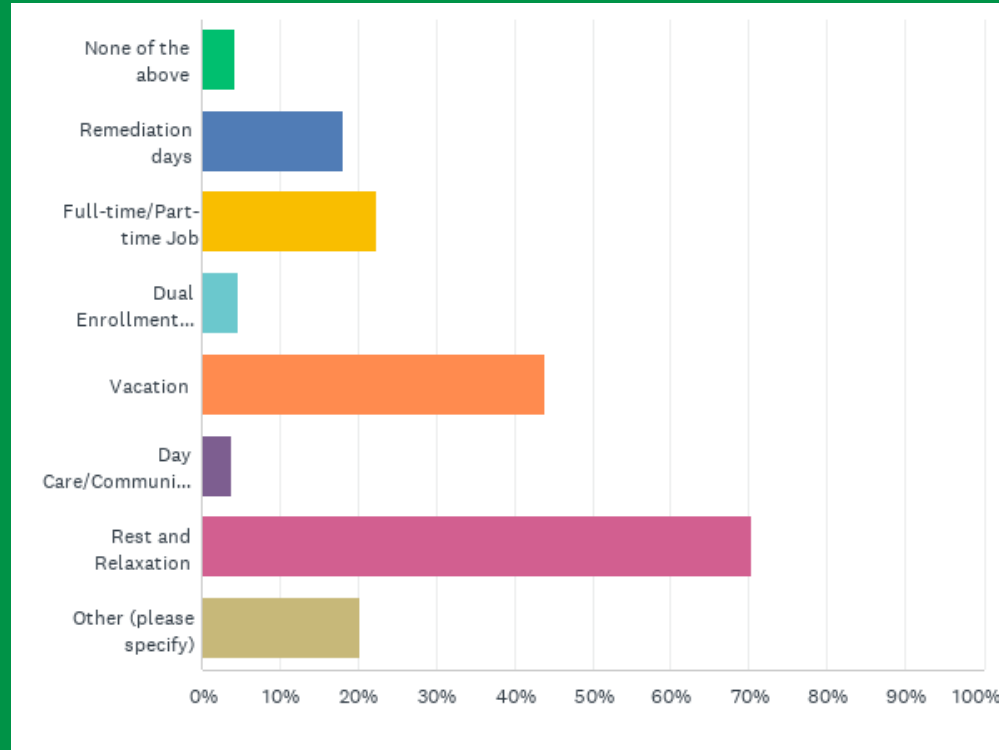
First Interession: Survey Results

- Did you enjoy the two week interession?



First Interession: Survey Results

- Please choose any of the following activities you participated in during the interession.



First and Second Intercession: Programs Offered

- Viking Sports Academy at Emerald High School
- Local church sports camp
- Boys & Girls Club programs
- YMCA camps
- Greenwood Museum and Railroad Historical Center: Train Camp



ALL ABOARD!

TRAIN CAMP

SEPT. 27-OCT. 1

GWD50 FALL BREAK

9 AM • 12 PM

AGES 6-12

Learn about life on the railroad at Greenwood's Railroad Historical Center aboard the 7 historic train cars! Make a steam engine, a 3-tone whistle, and a telegraph machine. Walk awhile in the steps of a hobo. Step back in time to the age of fine dining on the train and cook a snack in the train kitchen. Ride on a real caboose. All this and much more! \$175 for Members and \$200 for Non-members.

What's Next?

- Hold 3rd Intersession this year at the end of March 2022, prior to spring break
- Calendar set for 3 years, will review next year
- Add more options for intersession days
 - i.e. Not just for students who need remediation
- Grow the number of teachers teaching during intersession
 - More teachers = more students
- Continue to ask for feedback after each intersession

Questions?